






Art Overview – Skills Coverage



Expressive Arts and Design			
Nursery	<p>Creating with Materials</p> <ul style="list-style-type: none"> • Explore a variety of materials, tools and techniques, experimenting with colour, design, texture, form and function. 		
Reception	<p>Creating with Materials</p> <ul style="list-style-type: none"> • Safely use and explore a variety of materials, tools and techniques, experimenting with colour, design, texture, form and function. • Share their creations, explaining the process they have used. 		
	Drawing	Painting	Sculpting
Year 1	<p>Friedensreich Hundertwasser</p> <p>Homes Landscape</p> <ul style="list-style-type: none"> • Experiment with Drawing • Explore line and shape <p>PENCIL and PASTEL</p> 	<p>Wassily Kandinsky</p> <p>Painting with Colour</p> <ul style="list-style-type: none"> • Become familiar with colour • Be able to paint a colour wheel with primary colours • Experiment with mixing colours • Explore pattern and texture when painting 	<p>Darrell Wakelam</p> <p>Summer Sculpture</p> <ul style="list-style-type: none"> • Begin to produce a sculpture with support • Begin to manipulate mixed materials to form a given shape 

Year 2

Van Gogh

Observational drawing – Objects from Nature

- Drawing experiments
- Draw from observation
- Explore line, space, form and shape


PENCIL, PASTEL and CHALK



Edward Tingatinga

African Animal Art

- Choose appropriate colours
- Be able to paint a colour wheel with primary colours
- Mix primary colours
- Choose appropriate pattern and texture when painting
- To apply knowledge and skills to develop a painting outcome linked to theme



Sculpture using dry materials

Alberto Giacometti

- Explore creating using further mixed materials
- Manipulate design to create a chosen shape



Year 3

Gustav Klimt

Drawing with Pattern

- Drawing experiments
- Introduce formal elements
- Draw from observation and images
- Show shape, pattern

PENCIL, PASTEL and INK



Colour and Brush Techniques





- Become familiar with new keywords linked to colour theory
- Be able to paint a colour wheel with primary and secondary
- To be able to mix secondary colours
- To experiment with different paint techniques – pointillism, brush strokes, wash and stippling
- Introduce different types of brushes (if applicable)

Picasso

Abstract faces

- Experiment with sculpting
- Introduce formal elements
- Explore a range of sculpting material



<p>Year 4</p>	<p>Giuseppe Arcimboldo</p> <p>Observational drawing of fruit/food</p> <ul style="list-style-type: none"> • Show tone and shading • Show texture and depth • Combine skills in a drawing <p>PENCIL, PASTEL and CHALK</p> 	<p>Alma Thomas</p> <p>Fields of Colour</p> <ul style="list-style-type: none"> • To experiment with different paint techniques – pointillism, brush strokes, wash and stippling <ul style="list-style-type: none"> • To be able to identify warm and cool colours and use these in paintings • To be able to analyse a paint artist (abstract artist) using keywords to show understanding • To apply knowledge and skills to develop a painting outcome linked to theme 	<p>Sculpting with Clay</p> <ul style="list-style-type: none"> • Experiment with using clay • Introduce formal tools and sculpting techniques • Explore manipulation of materials to produce a form/shape 
<p>Year 5</p>	<p>Portraits</p> <ul style="list-style-type: none"> • Drawing experiments – different drawing materials and sources • Introduce/ recap formal elements • Draw from a combination of sources including observation and images • drawings with shape, tone and texture <p>PENCIL, CHARCOAL and INK</p>	<p>Jim Edwards</p> <p>Local Artist Study</p> <ul style="list-style-type: none"> • Become familiar with new keywords linked to colour theory • Be able to paint a colour wheel with primary and secondary colours • To be able to mix secondary colours (extension – tertiary colours) • To be able to identify warm and cool colours and use these in paintings to create a mood • To be able to mix tints and shades • To experiment with different paint techniques – pointillism, brush strokes, wash, blending and stippling – recall prior knowledge on different brush types if applicable 	<p>Manipulating materials</p> <ul style="list-style-type: none"> • Develop techniques when using sculpting materials • Manipulate new materials to produce a form/shape • Produce a model based upon researched characteristics 

Year 6

Henry Moore

Perspective Drawings

- Detailed drawings with shape, tone and texture
- Use simple perspective
- Awareness of composition (layout)

PENCIL AND CHARCOAL



Daniel Mackie

Using Watercolour



- To experiment with different paint techniques – pointillism, brush strokes, wash, blending and stippling - recall prior knowledge on different brush types if applicable
- To be able to analyse a paint artist (impressionist artist) using keywords to show understanding
- To apply knowledge and skills to develop a painting outcome linked to theme

Making Masks

- Use formal techniques when sculpting
- Use formal tools and sculpting techniques with independence
- Manipulate materials to produce a texture, pattern and shape
- Produce a sculpture based on researched characteristics
- Make independent choices of materials used

