


Year 3 End of Year Expectations



End of year expectations are the National Curriculum's minimum age related expectations for a specific year group. With the significant changes to the National Curriculum and assessment guidelines as of September 2014, each class has now been given age related objectives that they need to reach during the academic year. The teachers and children use these as one of the tools to help discuss individual's progress and levels of attainment.

This leaflet provides information for parents and carers on the end of year expectations for children in our school. The staff have identified these expectations as being the minimum requirements your child must meet in order to ensure continued progress throughout the following year. All the objectives will be worked on from September to July and will be the focus of direct teaching. Any extra support you can provide in helping your children to achieve these is greatly valued. If you have any queries regarding the content of this leaflet or want support in knowing how best to help your child, please talk to your child's teacher.



These expectations build upon the objectives covered in previous years from
Reception to Year 2

Reading

- Comment on the way characters relate to one another.
- Know which words are essential in a sentence to retain meaning.
- Draw inferences such as inferring characters' feelings, thoughts and motives from their actions.
- Recognise how commas are used to give more meaning.
- Recognise inverted commas
- Recognise: o plurals o pronouns and how used o collective nouns o adverbs
- Explain the difference that the precise choice of adjectives and verbs make.

Writing

- Use conjunctions (when, so, before, after, while, because).
- Use adverbs (e.g. then, next, soon).
- Use prepositions (e.g. before, after, during, in, because of).
- Experiment with adjectives to create impact.
- Correctly use verbs in 1st, 2nd and 3rd person.
- Use perfect form of verbs to mark relationships of time and cause.
- Use inverted commas to punctuate direct speech.
- Group ideas into basic paragraphs.
- Write under headings and sub-headings.
- Write with increasing legibility, consistency and fluency.



Mathematics

Compare & order numbers up to 1000.

Read & write all numbers to 1000 in digits and words.

Find 10 or 100 more/less than a given number.

Count from 0 in multiples of 4, 8, 50 and 100.

Recall & use multiplication & division facts for 3, 4, 8 tables.

Recognise place value of any 3-digit number.

Add and subtract: o 3-digit nos and ones o 3-digit nos and tens o 3-digit nos and hundreds

Add and subtract: o Numbers with up to 3-digits using written columnar method.

Estimate and use inverse to check.

Multiply: o 2-digit by 1-digit

Count up/down in tenths.

Compare and order fractions with same denominator.

Add and subtract fractions with same denominator with whole.

Tell time using 12 and 24 hour clocks; and using Roman numerals.

Tell time to nearest minute.

Know number of days in each month and number of seconds in a minute.

Spelling, punctuation and grammar

- Turning 'le' words to 'ly' and 'ing'
- Prefixes (un, de, dis, re, pre)
- Autonyms through prefixes
- Comparatives and superlatives (er and est)
- The 'y' suffix
- Pluralisation Silent letter words ('knife', 'rhyme') Compound words ('playground') More suffixes ('ly', 'ful', 'less')
- Apostrophes for missing letters
- Prefixes (mis, non, ex, anti)
- Homonyms

- Question marks and exclamation marks
- Speech punctuation basics (capital letters, separating from bulk of the narrative)
- Full stops and capital letters
- Commas for listing
- Commas for grammatical boundaries

- Verbs in sentences
- Past tense consistently for narration
- Full stops and capital letters
- Sentences
- Basic paragraph structure for dialogue
- Writing for audience
- Adjectives and their function
- Singular and plural
- Capitalisation for names, headings, emphasis etc 1st / 2nd / 3rd person with verbs and grammatical agreement there-with
- Pronouns
- Use of connectives and time connectives