



# St. Columba's R.C. Primary

## Reception Spring Term 1 – Poles Apart

Key Question: What happens in the world when we are sleeping?

### Personal, Social and Emotional Development

- Circle time – discussing friendships / good behaviour
- Listening to and responding to instructions from adults.
- To continue to work together sensibly sharing resources reliably.
- To explore other cultures and respect that people have different beliefs and views.

### Communication and Language

- Circle time – Listening to and responding to others.
- To take turns when speaking.
- To listen with enjoyment to stories.
- To match words that rhyme together.
- To learn rhymes and songs.
- To share news about their weekend/family etc.
- To ask who, what, when, how questions.

### Physical Development

NUF – Fundamental Movements

- Hopping, jumping, crawling, balancing, throwing and catching.
- Exploring different ways of travelling.
- Playing team games.
- Listening to instructions and following rules during outdoor play.

#### Dance

- Moving in different ways responding to music.
- Combining different movements with ease and fluency
  
- Dough Disco (Fine motor).
- Write Dance (Gross motor).
- Continue to develop good pencil hold/control.
- Continue to develop skills using scissors.

## Mathematics

- Learning to use language such as 'greater', 'smaller', 'longer', 'shorter' 'heavier' or 'lighter' to compare quantities.
- Understanding composition of numbers 6,7,8, and then 9 and 10.
- Beginning to recall some number bonds.
- Subitising.
- To say 1 more/less to 10.
- To solve addition/subtraction calculations.
- Learning about odd and even numbers.
- Measuring length and height (non – standard measure)
- Making/continuing patterns.

## Literacy

- To know all our Phase 2 sounds and begin to learn our Phase 3 sounds.
- Letter formation
- CV and CVC word writing.
- Introduce sight words.
- To write simple sentences.
- To encourage independent writing.
- To continue to work on words that rhyme together.
  
- Talk 4 Writing – Lost and found – Oliver Jeffers.
- To enjoy reading books about hot and cold places.

## Understanding the World

- Seasons – Discuss and record changes.
- Talk about Our Earth and different locations, hot and cold countries and places we have visited.
- Look at clothing, houses, food and animals in different countries.
- Look at the effects of heating and cooling.
- What happens when we cool (freeze) water? Explore.
- Food technology – making jelly/ice lollies etc.
- Look how transport and toys have changed over time.
- To enjoy using different computer programs / Bee-Bots..
- Dentist visit – discuss importance of looking after and brushing our teeth.

## Expressive Arts and Design

- Exploring colours and mixing paints
- Explore light/dark colours.
- Make colour mixing wheels.
- Observational drawings.
- Representative/imaginative play in small world and home corner.
- Sing up Music – Cuckoo Polka/Shake my Sillies Out
- To develop an awareness of rhythm and dynamics in music.

## Key Vocabulary







- Celebrations, New Year Resolutions, festival, fireworks, calendar, beginnings.
- Chinese New Year – Tiger, symbols, good fortune, blessings, lantern.
- Poles Apart – hot, cold, warm, light, dark, opposite, earth, planet, freeze, melt, boil, changes, differences, country, habitat

## Religion

Come and See  
Celebrating  
Gathering  
(Visit our local Church)

Ten: Ten Resources  
Ready Teddy?  
I Like, You Like, We All Like!

## Key Texts



## Special Events this term

Stay and Play – Thursday 13<sup>th</sup> February 9.15am

Reception class assembly – Friday 21<sup>st</sup> February 9.15am

Please check our school website or the Iona Star for regular updates and newly added dates.

## P.E. Days

Monday (Class teacher)

Friday (Newcastle United)

## Forest School

Every other week – weather depending

## Parents can help during this topic by:

- To continue to enjoy sharing your child's reading book with them this term, helping them with their sounds and correct letter formation.
- Talk about hot and cold places you have visited together.

Remember you can show us all your fantastic learning at home by posting on your child's individual 'Seesaw' page.

